

Toucan and Tapir prepare for

DISASTER!



**In this manual,
Shirlene and Errol learn from
Toucan and Tapir about:
HURRICANE**

Disasters

Disasters are occurrences that have the potential for the great loss of lives. Hurricane is one such potential catastrophe that will be dealt with in this booklet

In some parts of the world, Hurricanes are seasonal threats to their inhabitants. Though nothing can be done to prevent this phenomenon, knowledge of its behavior helps save countless lives each year.

As we follow these pages, Toucan and Tapir will help explain to Shirlene and Errol what can be done to prevent this great force from causing much suffering.



Time to go !

Preparing to go to a Hurricane Shelter

When the weather bureau gives a hurricane warning, it means that the hurricane is only 1 day away.

Some families might need to go to a shelter since their homes may not be able to stand up to the high winds or may be in danger of floods that could follow.

If you and your family are going to a public shelter, there are some things that must be considered.

All the items on your Hurricane Supplies List may need to be taken to the shelter, so consider how they will be taken there.

Also:

- Remember you will be sharing space with others, be courteous
- Behave in a manner that acceptable in a public place.
- Use the bathrooms assigned.
- Remain in the shelter until the "all clear" is given.
- There can be no liquor or firearms at the shelters.
- Follow the instructions of the shelter personnel.
- Don't forget bedding , pillows and blankets or sleeping bags.
- Have three changes of clothes for each family member.



Care for your pet

Your pet is part of your family

Toucan and Tapir know that if you have a family pet it is necessary to make a hurricane plan for its care and safety. For safety and health reasons, pets are not allowed into public shelters.

Some places that your pet can stay are:

- ◆ a kennel
- ◆ a friends home that is in a safety zone
- ◆ with you in your house

Pet Supplies

- ☐ ID TAG
- ☐ RABIES TAG
- ☐ LEASH
- ☐ PET FOOD
- ☐ MEDICINE
- ☐ TOYS
- ☐ FOOD BOWLS

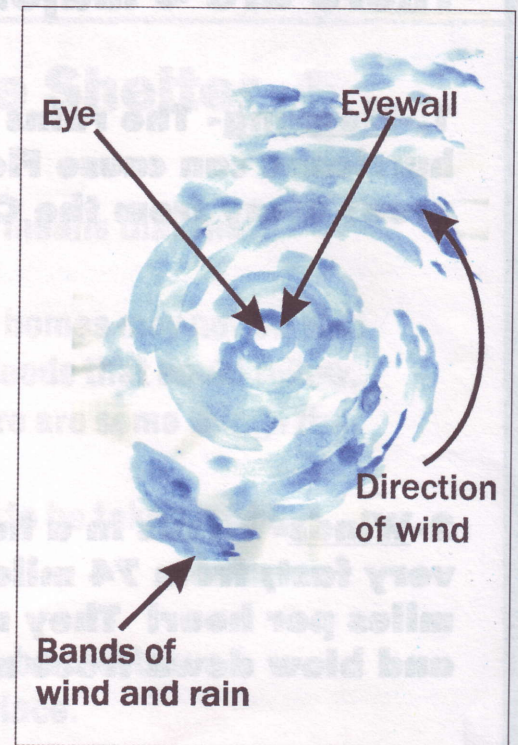


Hurricane Facts

It's important to know about hurricanes so that you and your family can be prepared.

What is a Hurricane?

Of all the storms the hurricane is the largest. In other parts of the world they may have different names like *typhoon* but they are the same thing. Hurricanes are shaped like large doughnuts of strong winds with a calm center. This center is known as the *eye of the hurricane*. Next to the eye are the highest winds and this is known as the *eye wall*. These winds are very strong and move around in a counter-clockwise direction around the "eye". Hurricanes can be very large, sometimes up to 300 miles across.



How do they start?

The hurricane season begins on the 1st day of June and lasts until the 30th of November. The busiest part of the season is usually from August to October. During the hot months when the ocean is warm, hot air rises over it, taking away moisture and begins to swirl about. Before a hurricane becomes a hurricane it starts out as a *tropical depression*. If the winds begin to go faster than 39 miles per hour it then becomes a *tropical storm*. When the winds begin to go faster and faster more than 74 miles per hour, then it is called a *hurricane*.

Why are there Hurricanes?

Actually hurricanes are said to act like huge fans, cooling down certain parts of the earth, so they act to balance out the temperature on earth. It's when they move to where people are living that a big problem could begin.



Making a Hurricane plan

To be prepared, it is important to have a plan!

- 1** Do you live in an area that might have to be evacuated? If you need help to find out if you need to evacuate, call NEMO (The National Emergency Management Organization) office.
- 2** Your family should decide from now where you will go in case you have to evacuate you can go:
 - to a friend or family's home in a safe area.
 - Out of town.
 - To a shelter designated for your area.
- 3** Even if your family does not need to evacuate, make sure to secure your home before the storm.
- 4** Help your family to get your hurricane supplies kit ready.
- 5** Don't forget to make plans for your family pet's safety.

ASK YOUR FAMILY TO HELP YOU FILL IN THE BLANKS TO MAKE A FAMILY PLAN

The Family Plan:

- ☐ Yes, We will need to evacuate.
- ☐ No, We will not need to evacuate.
- If there is a hurricane we will go to:

-
- ☐ If there is a hurricane, we will be prepared to stay at home.
- ☐ I can help our family secure our home.
- ☐ Our Hurricane Supplies Kit is ready.

Hurricane watch

Forecasters at the Weather Bureau think the storm might reach land in 2 days, its time for your family to:

☺- *Listen* to weather reports.

Refill medical prescriptions.

☺- *Cover* your windows with boards or storm shutters.

☺- *Check* your Hurricane Supplies.

☺- *Bring* in loose things in the yard like toys, tools flower pots and hanging plants.

☺- *Store* extra water in clean containers, plastic buckets with covers, gallon bottles and bathtubs.

**This house is not ready for a hurricane!
Circle the things that are wrong.**

Check list

- Close outside doors
- Board up windows
- Bring in:
 - pets
 - trash cans
 - bicycles
 - chairs
 - yard tools

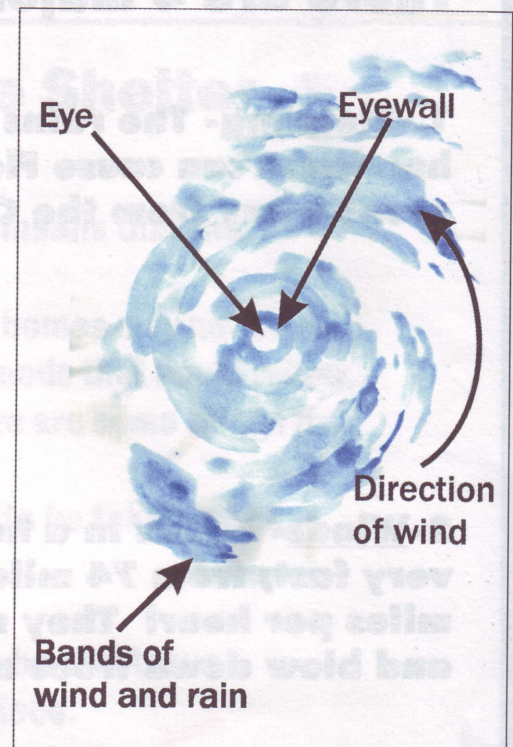


Hurricane Facts

It's important to know about hurricanes so that you and your family can be prepared.

What is a Hurricane?

Of all the storms the hurricane is the largest. In other parts of the world they may have different names like *typhoon* but they are the same thing. Hurricanes are shaped like large doughnuts of strong winds with a calm center. This center is known as the *eye of the hurricane*. Next to the eye are the highest winds and this is known as the *eye wall*. These winds are very strong and move around in a counter-clockwise direction around the "eye". Hurricanes can be very large, sometimes up to 300 miles across.



How do they start?

The hurricane season begins on the 1st day of June and lasts until the 30th of November. The busiest part of the season is usually from August to October. During the hot months when the ocean is warm, hot air rises over it, taking away moisture and begins to swirl about. Before a hurricane becomes a hurricane it starts out as a *tropical depression*. If the winds begin to go faster than 39 miles per hour it then becomes a *tropical storm*. When the winds begin to go faster and faster more than 74 miles per hour, then it is called a *hurricane*.

Why are there Hurricanes?


Actually hurricanes are said to act like huge fans, cooling down certain parts of the earth, so they act to balance out the temperature on earth. It's when they move to where people are living that a big problem could begin.




Hurricane Hazards

There are 4 major hazards caused by a hurricane


1.-Flooding- The rains during a hurricane can cause Flooding even in areas away from the Coast.




2-Winds- Winds in a hurricane blow very fast; from 74 miles per hour to 200 miles per hour! They may be very loud and blow down trees and even houses.



3-Tornadoes- Sometimes there are tornadoes during hurricanes. If a tornado comes, go to a safer area in your home. This could be a closet or bathroom in the center of the home.



4-Storm Surge -A storm surge is a rise in the sea level caused by strong winds. If you live in an area where a storm surge is expected, you must evacuate.



During the storm

Preparation pays off

- ✓ Be brave even though you may hear the high winds outside rattling windows and knocking down power lines and trees.
- ✓ Electricity may go out if power lines are blown down so have your flashlight ready at all times.
- ✓ Listen for the weather reports and emergency information. Remember to have your battery powered radio handy in case the power goes out.
- ✓ Do not go outside during the storm. If it goes quiet the eye of the hurricane may be passing, so don't be fooled by the calm.
- ✓ Stay away from windows and doors.
- ✓ If the winds begin to get too strong, go to the bathroom or the center of the house.

During the hurricane, Toucan Tapir, Shirlene and especially Errol, were frightened by the high winds and the crashing of broken branches and loose metal roofing. To keep busy and out of the way of the adults, they played cards and some board games. It was hard to sleep since they were excited but eventually they all fell asleep. When they awoke the hurricane had passed.



After the storm

After a hurricane has hit. It is likely that many buildings may be damaged and even blown down. Many times power lines fall making it possible for people to get shocked. Like Shirlene, Errol, Toucan and Tapir, you did your part to help out from the moment the hurricane was first named. Now there are a few more things that you need to consider.

Important Safety tips:

Stay away from fallen trees and power lines.

Do not play near broken water or sewer lines.

Be careful of boards with nails and of metal roofing; they can cause injury.

Be Careful of wild animal especially snakes that may have been looking for shelter from the storm.

Water from the faucet may be contaminated so don't drink from it until your parents say so. Also do not eat any food until your family tells you it's OK.

Continue to Listen to the radio for the latest reports.

Even though a hurricane may have caused a lot of damage to other people's property, we must continue to respect it.

Be neighborly. Report looting or stealing..



Produced with the support of

Unicef

Department for International Development

Ministry of Human Development,
Women and Civil Society

National Emergency Management Organization
(NEMO)

Compiled and illustrated by
Charles Chavannes:

Printed in Belize by the Government Printer